




Dramatic lines in clear and black iridescent glass pane




First cut creates the night skyline for an abstract landscape




Trace the first cut onto yellow-black
glass panel with a paint pen




Two cut pieces fitted together




Water pool cools and lubricates while drilling a pilot hole



Ring saw with a separating blade passes through pilot hole




Remove the cut circle, then separate the blade again to free the skyline from the saw



Trace the hole onto clear glass, cut out the circle, then grind the edges to make foiling easier



Foil the inside of the cutout, then recheck
the circle fit before foiling it too




Copper foil tape applied to all mating pieces



Tacked and tinned with solder



A thick bead of solder applied to all the foiled joints



Solid copper framing finishes the panel

